



Annual Scrutiny Report

safer  brentwood

April 2022

Introduction

Brentwood Community Safety Partnership is the local statutory Community Safety Partnership (CSP) for Brentwood. The purpose of the Partnership is to provide a strategic and collaborative approach to addressing local crime and disorder within the Borough by reducing the levels of disorder including crime, anti-social behaviour, the misuse of drugs and reducing re-offending. However, the partnership is committed to delivering beyond our statutory obligations and understand the importance of wider community safety issues to local communities such as Neighbourhood Watch (NHW), Speedwatch activity and continuing to develop home safety activity with our partners such as Essex Police and Essex County Fire & Rescue Service (ECFRS).

The partnership is made up of both Statutory and Community organisations as detailed below.



The CSP is currently chaired by Cllr Keith Barber and Essex Police, Chief Inspector Paul Ballard is Vice Chair. Each year the CSP are required to prepare a Strategic Intelligence Assessment to review existing priorities and identify any new or emerging priorities that the partnership should focus on.

Following this analysis and identification of the strategic priorities a Partnership Plan is produced detailing the partnerships activities for the forthcoming year to address the issues raised in the Strategic Intelligence Assessment.

The Partnership Plan is a public facing document which details the priorities identified by residents and data from the Strategic Intelligence Assessment. The document includes detailed action plans for each priority area and sets out how the partnership will work together over the next twelve months to tackle crime and disorder and achieve its priorities.

This plan also has regard to the police and crime objectives set out in the Police, Fire and Crime Commissioners (PFCC) Police and Crime Plan.

The priorities identified from the 2021/2022 Strategic Assessment were:



Policing Structure and Resources

Brentwood Borough forms part of Essex Police West Local Policing Area (LPA), which also includes the districts of Epping Forest, Harlow and Thurrock. The Borough accounts for 22% of the area and 17% of the population of the LPA.

Community Policing Team (CPT) delivers community policing within the borough and comprises of:

- **1** Inspector, covering Epping Forest and Brentwood
- **1** Sergeant covering Brentwood
- **8** Constables, covering Brentwood (Including **2** Town Centre Team)
- **2** Police Community Support Officers (PCSOs) for Brentwood.
- **1** Rural Community Officer who is shared with Epping Forest
- **1** Children and Young Persons Officer.
- **1** Community Safety & Engagement Officer

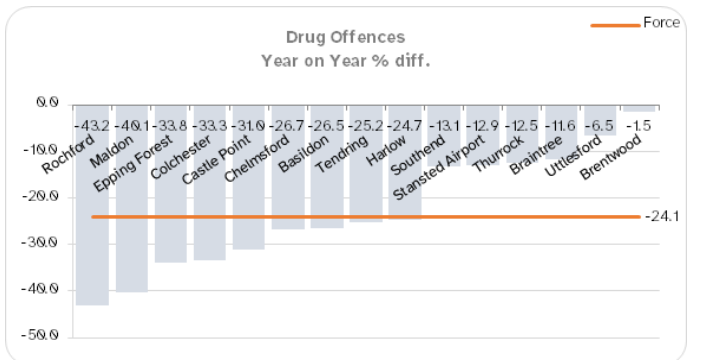
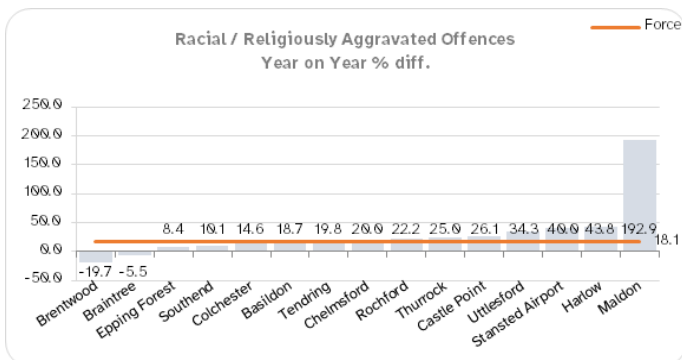
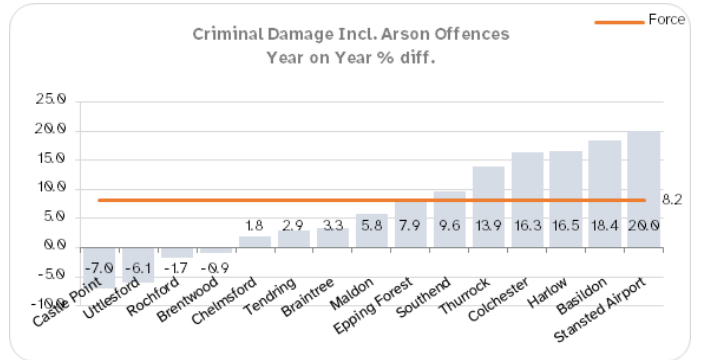
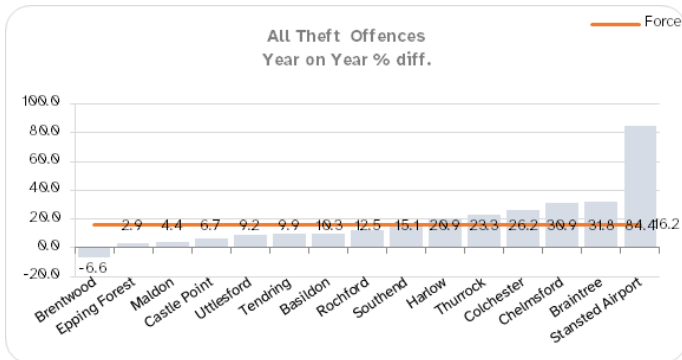
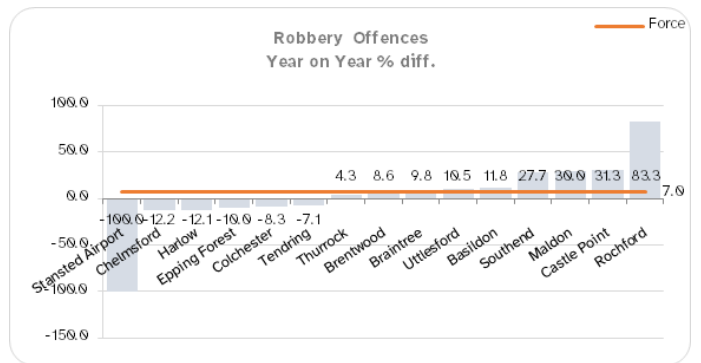
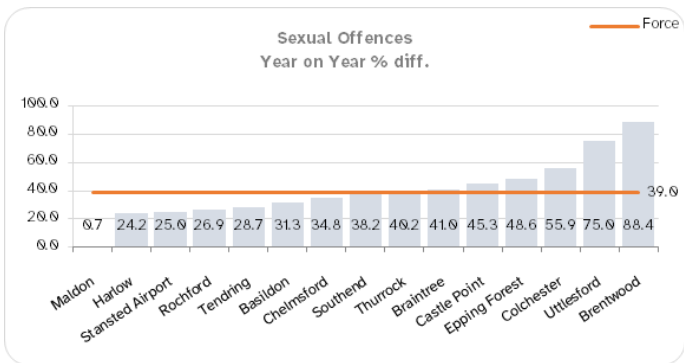
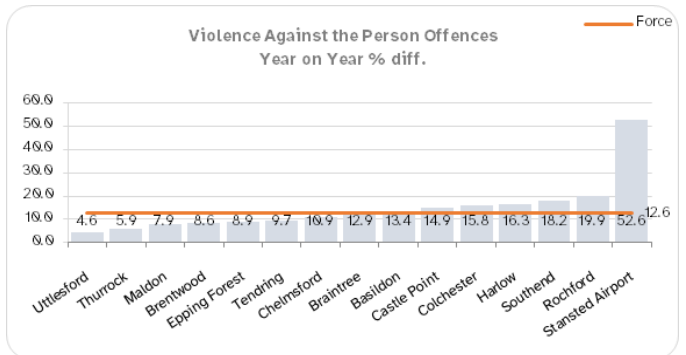
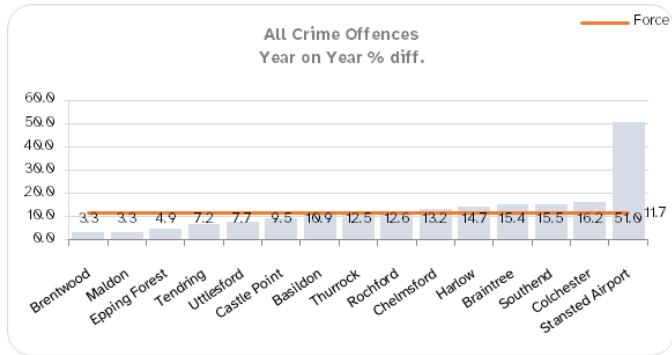
The Community Policing Team now work out of the The Baker Partnership HUB at Brentwood Town Hall which was opened by the Mayor of Brentwood and Chief Constable for Essex in March 2022

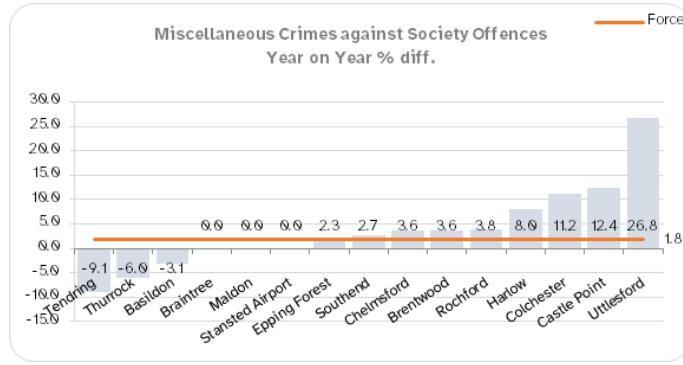
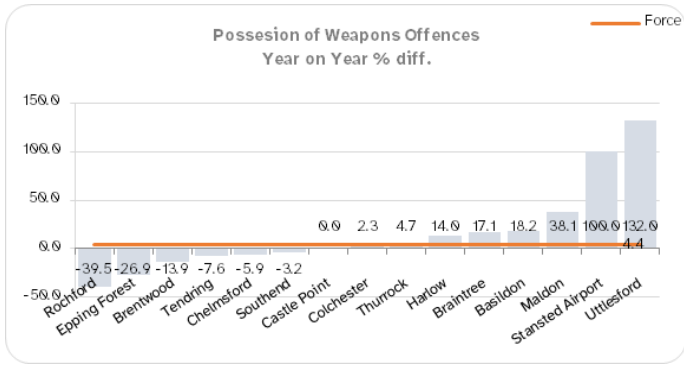
The HUB has been named the Baker Partnership HUB in memory of Police Officer Tris Baker, who was sadly died last year and was the Children & Young Persons Officer for Brentwood. Funding for the HUB was received from the Community Safety Partnership and Police Fire & Crime Commissioner to see the HUB ambition being realised which will mean that Essex Police will now be working alongside Council's community safety team and wider community safety partners such as Essex County Fire & Rescue Service, Essex Probation, NHW, Crime Stoppers, SEPP, and Youth Services as well as many more.

The HUB will seek to improve communication, collaboration and intelligence sharing for the benefit of the borough's residents, businesses, and visitors.



Crime Figures - Below are tables relating to crime statistics Force Wide across Essex. Overall Brentwood sits on the lower end of the crime statistics across Essex. These figures are from April 1st 2021- 31st March 2022.





1st April 2021 – 31st March 2022

Brentwood

Rolling 12 Months to March

Top Level		Offences				Solved Outcomes				Solved Rates %		
Crime Type	% DA 2022	2021	2022	# diff.	% diff.	2021	2022	# diff.	% diff.	2021	2022	% pt. diff.
Anti-Social Behaviour (incidents)	-	2489	1139	-1350	-54.2	-	-	-	-	-	-	-
All Crime (excl. Action (NFIB) Fraud)	15.9	5466	5645	179	3.3	629	625	-4	-0.6	11.5	11.1	-0.4
- State Based Crime	5.9	914	974	60	6.6	268	283	15	5.6	29.3	29.1	-0.3
- Victim Based Crime	18.0	4552	4671	119	2.6	361	342	-19	-5.3	7.9	7.3	-0.6
Victim Based Crime		Offences				Solved Outcomes				Solved Rates %		
Crime Type	% DA 2022	2021	2022	# diff.	% diff.	2021	2022	# diff.	% diff.	2021	2022	% pt. diff.
Violence Against the Person	34.2	1967	2027	160	8.6	199	175	-24	-12.1	10.7	8.6	-2.0
- Homicide	0.0	0	2	2	-	1	2	1	100.0	-	100.0	-
- Violence with Injury	41.2	371	447	76	20.5	53	63	10	18.9	14.3	14.1	-0.2
- Death or Serious Injury caused by unlawful driving	-	1	0	-1	-100.0	0	1	1	-	0.0	-	-
- Violence without Injury	35.9	792	782	-10	-1.3	105	79	-26	-24.8	13.3	10.1	-3.2
- Stalking and Harassment	28.8	703	796	93	13.2	40	30	-10	-25.0	5.7	3.8	-1.9
Sexual Offences	24.6	112	211	99	88.4	16	11	-5	-31.3	14.3	5.2	-9.1
- Rape	48.8	40	82	42	105.0	0	1	1	-	0.0	1.2	1.2
- Rape - Under 16 yrs	0.0	13	12	-1	-7.7	0	1	1	-	0.0	8.3	8.3
- Rape - Over 16 yrs	57.1	27	70	43	159.3	0	0	0	-	0.0	0.0	0.0
- Other Sexual Offences	9.3	72	129	57	79.2	16	10	-6	-37.5	22.2	7.8	-14.5
Robbery	2.6	35	38	3	8.6	7	4	-3	-42.9	20.0	10.5	-9.5
- Robbery of business property	0.0	2	4	2	100.0	2	0	-2	-100.0	100.0	0.0	-100.0
- Robbery of Personal Property	2.9	33	34	1	3.0	5	4	-1	-20.0	15.2	11.8	-3.4
Theft Offences	2.1	2095	1956	-139	-6.6	109	105	-4	-3.7	5.2	5.4	0.2
- Burglary	2.4	343	331	-12	-3.5	28	21	-7	-25.0	8.2	6.3	-1.8
- Burglary Residential	3.5	235	227	-8	-3.4	18	16	-2	-11.1	7.7	7.0	-0.6
- Burglary Business & Community	0.0	108	104	-4	-3.7	10	5	-5	-50.0	9.3	4.8	-4.5
- Burglary Dwelling (pre-Apr 17 definition)	5.7	150	140	-10	-6.7	17	14	-3	-17.6	11.3	10.0	-1.3
- Burglary Other (pre-Apr 17 definition)	0.0	193	191	-2	-1.0	11	7	-4	-36.4	5.7	3.7	-2.0
- Vehicle Offences (incl. Interference)	1.0	802	703	-99	-12.3	19	10	-9	-47.4	2.4	1.4	-0.9
- Theft from a Vehicle	0.0	405	326	-79	-19.5	8	0	-8	-100.0	2.0	0.0	-2.0
- Theft of a Vehicle	2.5	280	275	-5	-1.8	8	9	1	12.5	2.9	3.3	0.4
- Vehicle Interference	0.0	117	102	-15	-12.8	3	1	-2	-66.7	2.6	1.0	-1.6
- Theft	2.8	950	922	-28	-2.9	62	74	12	19.4	6.5	8.0	1.5
- Theft from the Person	0.0	22	59	37	168.2	0	0	0	-	0.0	0.0	0.0
- Theft of Pedal Cycle	0.0	62	43	-19	-30.6	0	1	1	-	0.0	2.3	2.3
- Shoplifting	0.0	329	259	-70	-21.3	38	50	12	31.6	11.6	19.3	7.8
- Other Theft	4.6	537	561	24	4.5	24	23	-1	-4.2	4.5	4.1	-0.4
Criminal Damage inc. Arson	12.1	443	439	-4	-0.9	30	47	17	56.7	6.8	10.7	3.9
- Criminal Damage	12.4	397	403	6	1.5	29	43	14	48.3	7.3	10.7	3.4
- Arson	8.3	46	36	-10	-21.7	1	4	3	300.0	2.2	11.1	8.9
Racial/Religiously Aggravated Offences	3.8	66	53	-13	-19.7	11	11	0	0.0	16.7	20.8	4.1
Hate Crime HO Definition	3.4	129	149	20	15.5	14	20	6	42.9	10.9	13.4	2.6
Domestic Abuse	100.0	895	898	3	0.3	87	82	-5	-5.7	9.7	9.1	-0.6
- High Risk Domestic Abuse	100.0	68	114	46	67.6	17	15	-2	-11.8	25.0	13.2	-11.8
- Medium Risk Domestic Abuse	100.0	135	120	-15	-11.1	20	16	-4	-20.0	14.8	13.3	-1.5
- Standard Risk Domestic Abuse	100.0	655	630	-25	-3.8	46	51	5	10.9	7.0	8.1	1.1
- No Risk Assessment	100.0	37	34	-3	-8.1	4	0	-4	-100.0	10.8	0.0	-10.8
State Based Crime		Offences				Solved Outcomes				Solved Rates %		
Crime Type	% DA 2022	2021	2022	# diff.	% diff.	2021	2022	# diff.	% diff.	2021	2022	% pt. diff.
Drug Offences	0.0	202	199	-3	-1.5	162	189	27	16.7	80.2	95.0	14.8
- Trafficking of Drugs	0.0	36	33	-3	-8.3	17	24	7	41.2	47.2	72.7	25.5
- Possession of Drugs	0.0	166	166	0	0.0	145	165	20	13.8	87.3	99.4	12.0
Possession of Weapons	3.2	36	31	-5	-13.9	18	13	-5	-27.8	50.0	41.9	-8.1
Public Order	7.0	566	630	64	11.3	68	63	-5	-7.4	12.0	10.0	-2.0
Miscellaneous Crimes against Society	10.5	110	114	4	3.6	20	18	-2	-10.0	18.2	15.8	-2.4

- *Anti-Social Behaviour has decreased by 54.2% This is due to National lockdown/ COVID regulations being eased and finally removed. Previously all COVID breaches were recorded as ASB.*
- *Burglary has decreased by 3.5%. This decrease is in line with other areas and the Community Safety Team, Essex Police and Neighbourhood Watch will continue to engage with the public and promote home safety as and when safe to do so.*
- *Hate Crime offences have increased by 15.5% (25 more offences). There has been further joint work in promoting the reporting of Hate Crime, there is also some relation to some ASB Cases.*
- *Drugs Offences, Possession of Weapons, Shoplifting, Public Order and Vehicle Theft have all decreased.*

Partnership Activity and Achievements

The **Councils CCTV Team**, who now sit with the Community Safety Team, have continued to work extremely hard to support activity undertaken by the Council and Essex Police. A Police Airwave Radio is permanently located in the CCTV control room so that operators have direct access to Essex Police. Community Safety are conducting an audit and review of the CCTV service including connectivity, cameras, camera positioning, software and protocols and policies to ensure that Brentwood CCTV is both legislatively compliant with the new legislation for surveillance for local authorities and is an effective surveillance system/ service to better serve and protect our community. As part of this review/ audit we will also be consulting with our partners in police and Housing as well as other agencies to make the CCTV service an effective tool for the whole partnership. Data is also shared with partners in relation to the use of CCTV in the interest of Community Safety.

The Community Safety & CCTV Manager is continuing to work closely with Parish Councils and local communities to continue to upgrade CCTV in the harder to reach areas, whilst reviewing our current camera positioning to ensure that they are in the best operable positions for the prevention and detection of crime and ASB.

Community Engagement - The partnership has continued to deliver as many community engagement events across the borough and wider Essex where possible. Pre pandemic this was around 70+ engagement events per annum. However, with the restrictions imposed upon us drastically reduced the events we were able to deliver. Nevertheless, despite the lockdowns and restrictions imposed, since April 2021 36 events have been delivered. Another area of focus for the partnership is linking in with local, regional, and national campaigns including:

- Ending Violence Against Women
- National Road Safety Week
- Project Edward – European Day without a road death



Neighbourhood Watch (NHW) - Brentwood is extremely privileged to have such a dedicated volunteer, Peter Salmon who co-ordinates NHW across the Borough. He is extremely proactive driving the scheme across Brentwood and further afield.

The NHW co-ordinator attends the CSP Strategy Panel meetings and represents Brentwood at County-wide meetings. It is recognised by the partnership that without the support of our local co-ordinator we would not be able to deliver such a comprehensive engagement programme.

As well as promoting NHW across the borough he has also distributed information leaflets/booklet and crime prevention items such as:

- Window Alarms
- ID Magnifier
- Personal Alarms
- Purse Bells
- Purse Cables
- Property Marker Pens
- Timer Switches
- Sat Nav Cloths
- Key Ring Torches
- Door Chains
- Leaflets including: Lock Em Out, scam booklet, community safety booklet, junior highway code booklet, and much more

The NHW volunteer co-ordinator also produces a monthly 'be wary' information leaflet with key current community safety topics that is displayed in many key locations across the borough and is also shared with Parish Councils and wider partners.

Crimestoppers, an independent charity giving people the power to speak up about crime anonymously, is an integral member of Brentwood Community Safety Partnership and fully supports the work of the partnership.

The charity has continued to maintain links with other community safety groups in the district, such as the Brentwood and Epping Forest IAG group, on a virtual basis.

Social media campaigns throughout 2021/22 include: Domestic abuse, rural crime, hare coursing and heritage crime.

Fearless, the Crimestoppers web-based brand for young people, has been involved in ECC schools' activities using Fearless A7, Z-fold crime-awareness cards distributed in the Brentwood district. These cards have and are being used during targeted activities such as school drama productions.

Brentwood schools and youth groups were also contacted during 2021 about Crimestoppers' Project Fearless campaign to raise awareness of fearless.org and to help educate young people away from crime. Schools were sent an information pack of resources, which were also available digitally. Youth groups were contacted by the ECVYS. The campaign was also run on social media.

Statistics

End of year results April 2021 to March 2022

End of year results for Essex Crimestoppers show there were 6,301 crime reports sent to Essex police for the year to the end of March, compared with 5,940 at year end last year, a 5.7% increase.

These reports came from 4,605 contacts – contacts can contain more than one crime report – which is a 3% increase on the previous year (4,478)

Data from Essex Police shows that of the crime reports, 6,130 were considered actionable, and 1,245 gave information which was of positive use in investigations. Police state that the intelligence has so far led to 130 arrests and charges. The conversion rate to date from police data, that is actionable reports converted into an arrest, charge or positive action, is 22 per cent. It should be noted that police data may not reflect the full year.

As always, reports about drugs during the year accounted for the highest number of reports at 2,900 with drink driving offences the next highest at 883. (See reports table below)

Nationally there were 185,500 contacts, a 5 per cent increase year on year.

CrimeStoppers.


0800 555 111

100% anonymous. Always.
crimestoppers-uk.org

Brentwood area Crimestoppers data

Crimestoppers reports are now available for specific areas. For the Brentwood area from Jan 1 to March 28 there were a total of 34 contacts with intel about 49 alleged crimes.

- Assault Harassment 5
- Criminal damage 1
- Disqual / uninsured driver 2
- Domestic abuse 2
- Drink / Drug driving 8
- Drug Manu 2
- Drug Traffic 11
- Fraud / Forgery 4
- Immigration offence 1
- Murder 1
- Other Crimes 3
- Other road traffic offences 1
- Drug Possession / other crime 1
- Possession of firearms 2
- Possession of weapons 1
- Rape / sexual offences 2 (1 over 16 1 under 16)
- Wanted Person 2



Speak up and stop crime in the Essex countryside.

Whatever your crime concerns tell us what you know.
100% anonymous. Always.

CrimeStoppers.
0800 555 111
100% anonymous. Always.

crimestoppers-uk.org



#CountyLines

Drug gangs are exploiting vulnerable people in your area

Using violence and abuse, criminals are getting others to act as couriers for drugs and cash. Sometimes taking over the homes of the victims.

Speak out. Tell us what you know.



Cut the chance of being hurt by knife crime.

Do you know someone regularly carrying a knife?
Speak up. Stay safe.
100% anonymous. Always.

We won't ask your name.
Won't judge.
Just listen to what you know.
And pass it on for you.

CrimeStoppers.
0800 555 111
100% anonymous. Always.

crimestoppers-uk.org

Essex Crimestoppers – end-of-year crime reports

	Apr	May	June	July	Aug	Sept	Oct	Nov	Dec	Jan	Feb	Mar	Total
Arson	1	1	1	0	0	0	0	1	1	1	1	0	7
Assault and Harassment	6	18	30	23	24	26	30	22	19	22	19	16	255
Border Offences	0	0	1	0	0	1	0	1	0	1	2	3	9
Burglary	1	0	0	2	1	1	2	1	2	2	4	1	17
Business Crime	1	0	0	0	0	0	1	0	3	0	0	0	5
Criminal Damage	2	1	1	1	1	0	2	1	1	2	0	1	13
Cyber/E-Crime	0	0	0	0	0	0	0	0	0	0	0	0	0
Disqual & Uninsured Drivers	24	21	15	24	21	23	22	15	12	19	17	26	239
Domestic Abuse	7	16	21	20	23	25	24	21	18	14	17	13	219
Drink Driving	53	70	68	84	86	99	69	73	70	66	66	79	883
Drug Manufacture & Cultiv.	43	40	45	50	52	49	42	35	32	40	41	28	497
Drug Trafficking & Supply	226	215	211	242	182	209	190	179	151	188	188	222	2,403
Environmental Crime	2	5	5	4	1	4	2	5	2	4	4	2	40
Fraud and Forgery	4	4	6	5	10	5	5	6	2	3	8	8	66
Hate Crime	0	0	0	0	2	0	0	1	0	0	0	0	3
HMRC Offences	5	6	5	5	7	1	5	8	3	8	3	6	62
Immigration Offences	3	2	2	3	9	6	4	0	3	5	3	2	42
Modern Slavery	1	0	0	2	2	1	0	1	0	0	0	3	10
Murder (& Other Killings)	1	7	4	6	7	8	6	11	3	3	3	4	63
Other Crimes	26	25	33	39	33	36	29	28	28	25	27	25	354
Other Road Traffic Offences	18	14	12	15	14	8	6	5	2	5	7	15	121
Other Violent Crime	0	5	4	2	2	0	3	5	3	2	4	2	32
Possession and Other Drug Crime	3	3	1	10	6	6	2	2	1	3	5	5	47
Possession of Firearms	17	17	13	16	20	7	16	23	15	17	20	23	204
Possession of Knives/Other Weapons	26	18	24	23	23	19	21	29	19	23	29	27	281
Public Order Offences	0	1	0	1	0	0	0	0	0	0	0	0	2
Rape and Sexual Offences (over 16)	5	2	2	1	2	0	6	4	3	3	4	6	38
Rape and Sexual Offences (under 16)	4	4	6	3	4	4	4	4	6	5	8	4	56
Robbery	0	0	2	0	0	0	0	2	0	1	1	4	10
Rural Crime	0	1	0	0	0	0	0	0	0	0	0	0	1
Terrorism Related Offences	0	0	1	0	0	0	0	1	0	0	0	0	2
Theft	9	9	13	10	17	15	12	18	7	14	15	7	146
Trading Standards Offences	2	2	1	1	5	0	4	2	1	1	4	2	25
Vehicle Crime	0	0	0	0	0	0	0	0	0	0	0	0	0
Wanted Persons & Fugitives	11	12	6	14	10	17	10	11	12	19	16	11	149
Total	501	519	533	606	564	570	517	515	419	496	516	545	6,301

Local Independent Advisory Group - The partnership has continued to support the joint LIAG with Essex Police and Epping Forest District Council. The aim of the group is to

review police working practices, to assist Essex Police better understand how its processes and policies can affect our local communities and to give communities a voice on key issues. The group meet quarterly.

Social Media is key to communicate strongly with communities is key. There is a very active social media programme including the use of Twitter with over 700 followers, a dedicated website and quarterly CSP Newsletter which is posted on our website and is also distributed to Members, Parish Councils, local businesses through the Federation of Small Business (FSB), local community groups, schools who then forward the newsletter on to parents, and more. It is estimated that the newsletter reaches over 3000 readers.

Twitter: @saferbrentwood

Anti-Social Behaviour - Since April 2021 the following has been achieved:

- 233 reports of Anti-Social Behaviour with 28 open cases under investigation.
- 5 Notices of Seeking Possession have been served for a variety of different reasons
- 16 Community Protection Warning served
- 1 Community Protection Notice served
- 1 FPN for breach of Community Protection Notice
- 5 Mediation referrals completed

Just to caveat these figures, they are quite different from last year but due to the knock-on impacts of covid (court backlogs) we have had to take different approaches to cases. Also, we are no longer serving CPWs for covid breaches in council properties.

Community Safety Projects - The CSP has remained committed to tackling such a key issue for local communities. This year has been a different year compared to others and a lot of projects have had to be delivered online or deferred to the following year. These projects are aimed at a vast cross section from nursery age, young people to the vulnerable and elderly.

Projects delivered since April 2021 are:

Mentoring Sessions for young people to help with communication, personal development and to work on behaviours, vulnerabilities, consequences and self esteem

Outreach work in hotspot areas to engage with young people

N-Act Theatre performances for all schools. 'Friend' is a play about gangs, county lines, knife crime and consequences

'Unacceptable' performance on peer-on-peer behaviour and awareness around sexism, sexual harassment and sexual violence isn't acceptable

Crime awareness sessions delivered in schools around drugs, gangs and knife crime

Boxing project established in the Brentwood Centre for young people

Speedwatch has continued to grow despite being forced to hold off on activity during certain parts of the year. A dedicated Speedwatch email is in place for Speedwatch groups to utilise and a speed gun is available for groups to use which is located at the Town Hall and co-ordinated by the Community Safety team & volunteers. Whilst this scheme is primarily to target speeding drivers it is also a very visible presence in a locality which can only help to assist with discouraging burglars.

The Essex Restorative and Mediation Service holds offenders to account and helps them take responsibility for the harm they have caused. Both parties discuss next steps and the perpetrators can then make amends.

Victims are given the chance to explain the impact the crime or conflict has had on them, ask questions of the perpetrator and seek an apology. It enables offenders to be held to account for what they have done but also take responsibility for the harm they have caused. If a face to face meeting is not appropriate, they can do so indirectly via letters or messages.

Representatives from the Restorative Justice (RJ) Hub attend local monthly meetings to discuss cases and consider whether an RJ referral would be appropriate.

Since January 2016 a total of 1864 referrals have been made to the RJ Hub in Essex 1177 coming from Essex Police.

Seasonal Burglary Operation The partnership has been involved in targeting and preventing the seasonal increase in burglaries that occurs across the whole county over the Winter months. The force wide operation was Operation Mercury and highlighted the clocks going back and darker nights.

Essex Police have performed extra patrols (both visible and uniform) between November and February. They have deployed Automatic number plate readers (ANPR) resulting in number of arrests linked to burglary and other offences.

The Casualty reduction bureau has also assisted by deploying road safety checks/speed checks in areas of high burglaries so as well as road safety they are also using their technology to look for Burglars and travelling criminals using ANPR.

A number of other units within Essex police also provided assistance:

- Serious Crime Directorate was sought for advice.
- The Operational Support Group assisted in arresting suspects.
- The Special constabulary assisted in all aspects and particularly in preventative patrols.
- Active Citizens were also used to distribute crime prevention leaflets and advice
- The dog section attended and exercised their dogs in burglary hot spot areas.
- Cross border work with British Transport Police (BTP) and the Metropolitan Police Service (MPS) have carried out which resulted in the identification of a suspect who was subsequently arrested.

Operation Insight consists of a system of analysis and the deployment of resources into 'hot spots' likely to suffer burglaries, reducing the chance of them occurring. This policing operation enables the police to use resources more efficiently and maximises the

opportunity to prevent crime. Intelligence is produced weekly to highlight areas for more intensive patrolling based on their vulnerability to offences.

This is shared with partners and the Council's Community Safety team then disseminate to other departments within the Council to make sure staff are aware and can factor this information into their regular patrols, visits and work schedule etc.

Operation Insight also includes 'Cocooning' which involves crime prevention work carried out by the community policing team specifically targeting premises in the immediate vicinity of a burglary. Residents are visited and given crime prevention advice to ensure security measures are in place to reduce the risk of them becoming victims.

Local police officers are supported by County resources and have performed intelligence-led police work and high-volume deployments which have resulted in some key arrests, crime prevention and intelligence gathering. This activity maintains pressure on known offenders and aims to reduce crime.

As the report shows 2021/22 has been a very busy year for the partnership with many initiatives and projects being commissioned and delivered in order to deliver against our priorities and joint objectives.

Relationships have been developed and strengthened and the partnership is striving to deliver our partnership promise.

The Partnership Promise

We are committed to delivering local solutions to local problems that have been identified by local people.